

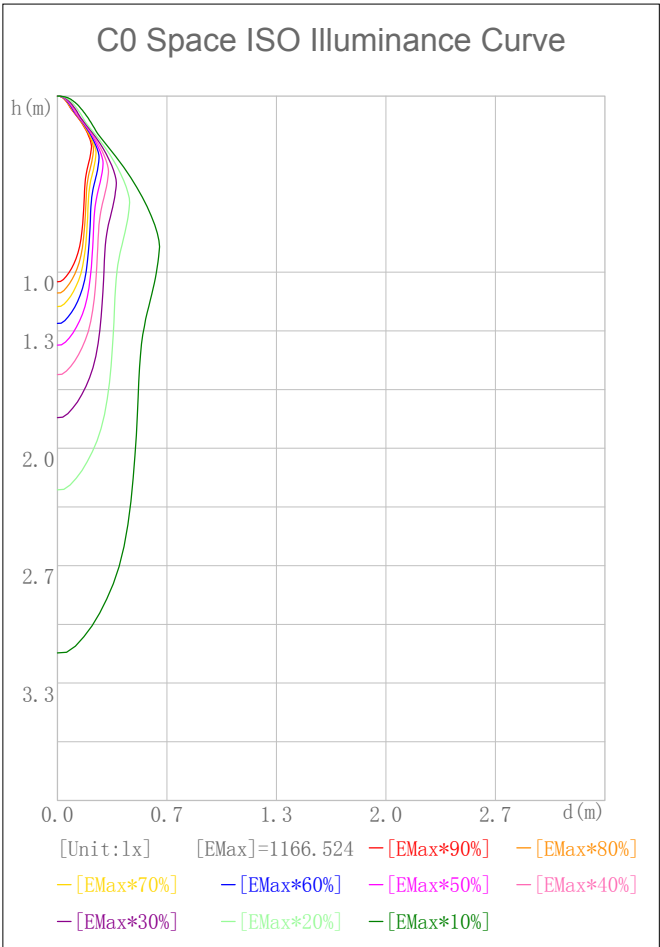
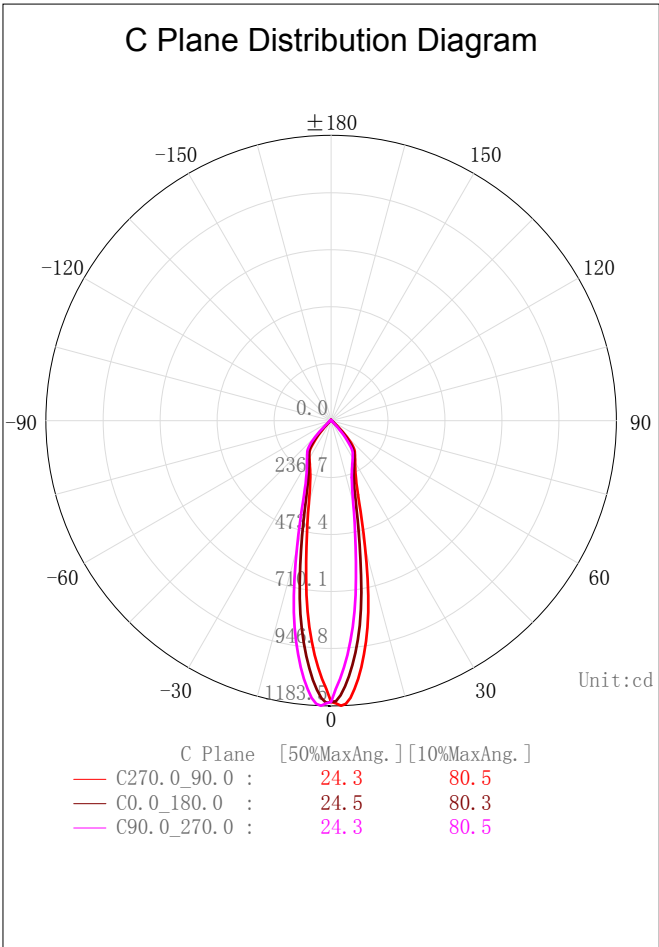
Indoor Luminaire Photometric Data

Description Information

Luminary Name: MD10-06-XX-02 2700K RA90 25D	Lum. Catalog:	Test ID: 01
Lamp Name:	Lamp Catalog: LED	Test Date: 2019/12/10
Manufacture: Shenzhen Norming Lighting Co., Ltd	Shld.Ang(°):	Test Machine:GON-2000
Test Lab: QUality peatment	Frequency (Hz):	Lamp CCT(K): Ra:
Lum. Size (W*L*H):0.050m*0.050m*0.450m	Lum. Area (m2):0.025	Lum. W(kg): 0.000
Test System: C, γ	Test Step: C=90.0 γ=1.0	Temp. (°C): 25
		Humidity(%): 50.0

Character Parameter

Lamp Speciality Parameter	Luminaire Speciality Parameter	
Rated Flux(lm): 488.480	Luminary Flux(lm): 488.480	Field Angle(10%Imax): 80.5(°)
Rated Power(W):	Luminary Efficiency: 100.00%	Down Lumens&Percent: 482.819lm 98.84%
Rated Voltage(V):	Luminary EER(lm/W): 88.030	Up Lumens&Percent: 5.661lm 1.16%
Tested Power(W): 5.549	Max. Candela(cd): 1183.517	S/MH: C0_a180=0.414 C90_270=0.414
Lamps' Inside: 1	Max Cand@Ang. (°): C=270.0 γ=2.0	CIE Type: Semi-Direct
Tested Electrics (V, A, pf):240.5, 0.026, 0.869	Beam Angle(50%Imax): 24.3(°)	ErP ϕ use(90°): 438.600lm
Lamp Size(W*L*H):0.050m*0.050m*0.450m	Left=-10.1°, Right=14.2°	IRF(%): 533.872



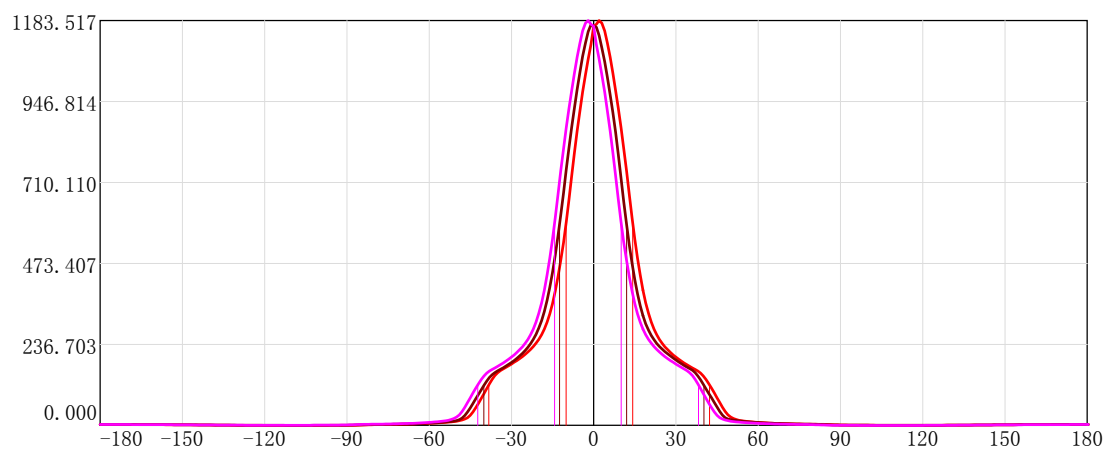
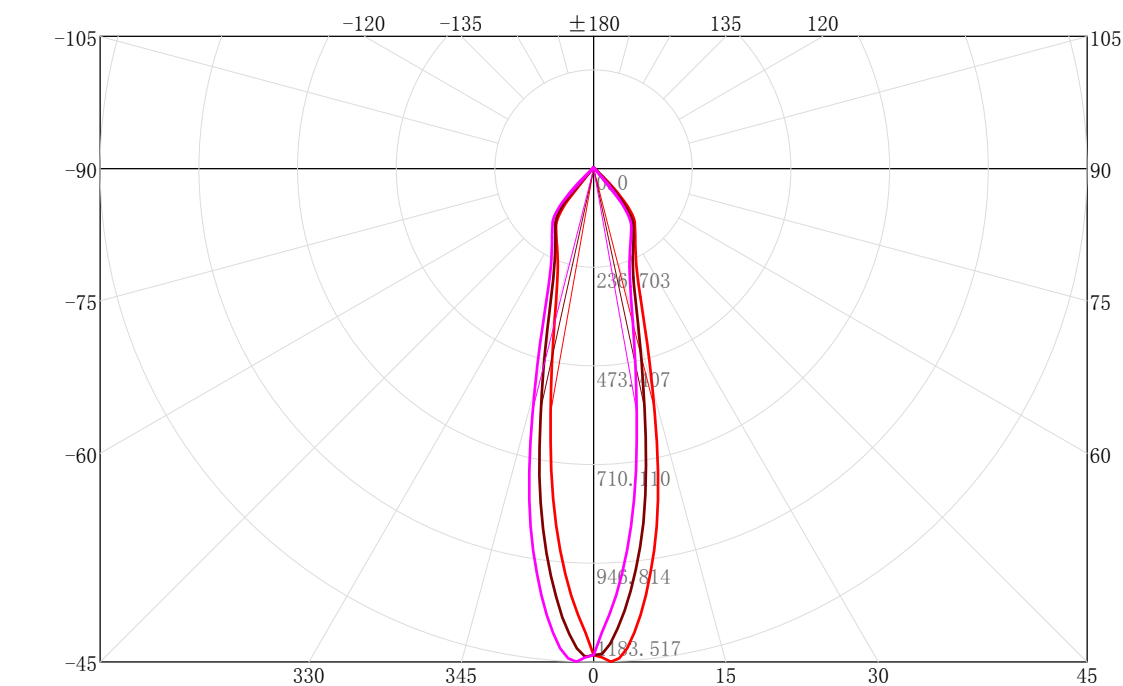
# IES Indoor Report

Photometric Filename:MD10-06-XX-02 2700K RA90 25D.IES

## 2D Plane Light Intensity Distribution Curve

Lum. Name: MD10-06-XX-02 2700K RA90 25D	Lum. Catalog:	Test ID: 01
Lamp Name:	Lamp Catalog: LED	Test Lab: Quality peatment
Manufacture: Shenzhen Norming Lighting Co., Ltd	Test Machine:GON-2000	Test Date: 2019/12/10

C Plane Distribution Diagram



C Plane	[50%MaxAng.]	[10%MaxAng.]
C270.0_90.0 :	24.3	80.5
C0.0_180.0 :	24.5	80.3
C90.0_270.0 :	24.3	80.5

Unit:cd

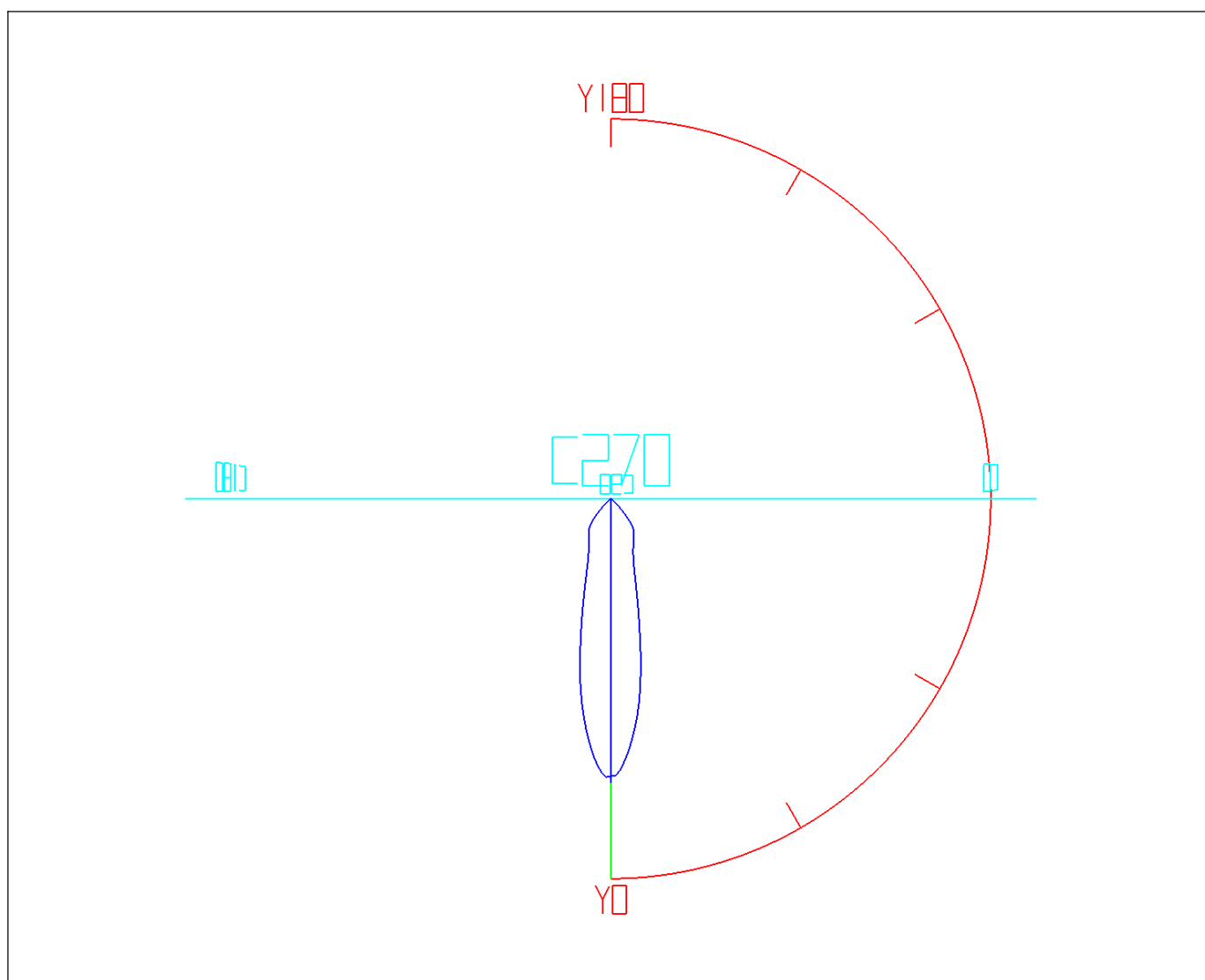
# IES Indoor Report

Photometric Filename:MD10-06-XX-02 2700K RA90 25D.IES

## 3D Light Intensity Distribution Modal

Lum. Name: MD10-06-XX-02 2700K RA90 25D	Lum. Catalog:	Test ID: 01
Lamp Name:	Lamp Catalog: LED	Test Lab: Quality peatment
Manufacture: Shenzhen Norming Lighting Co., Ltd	Test Machine:GON-2000	Test Date: 2019/12/10

## 3D Light Intensity Distribution Modal



Curves: 3D Model — Fixture — Vert. HUD — Hori. HUD —  
View Angles: Orient:0 Tilt:0 Roll:0 Spin:0

Zonal Flux Tabulation

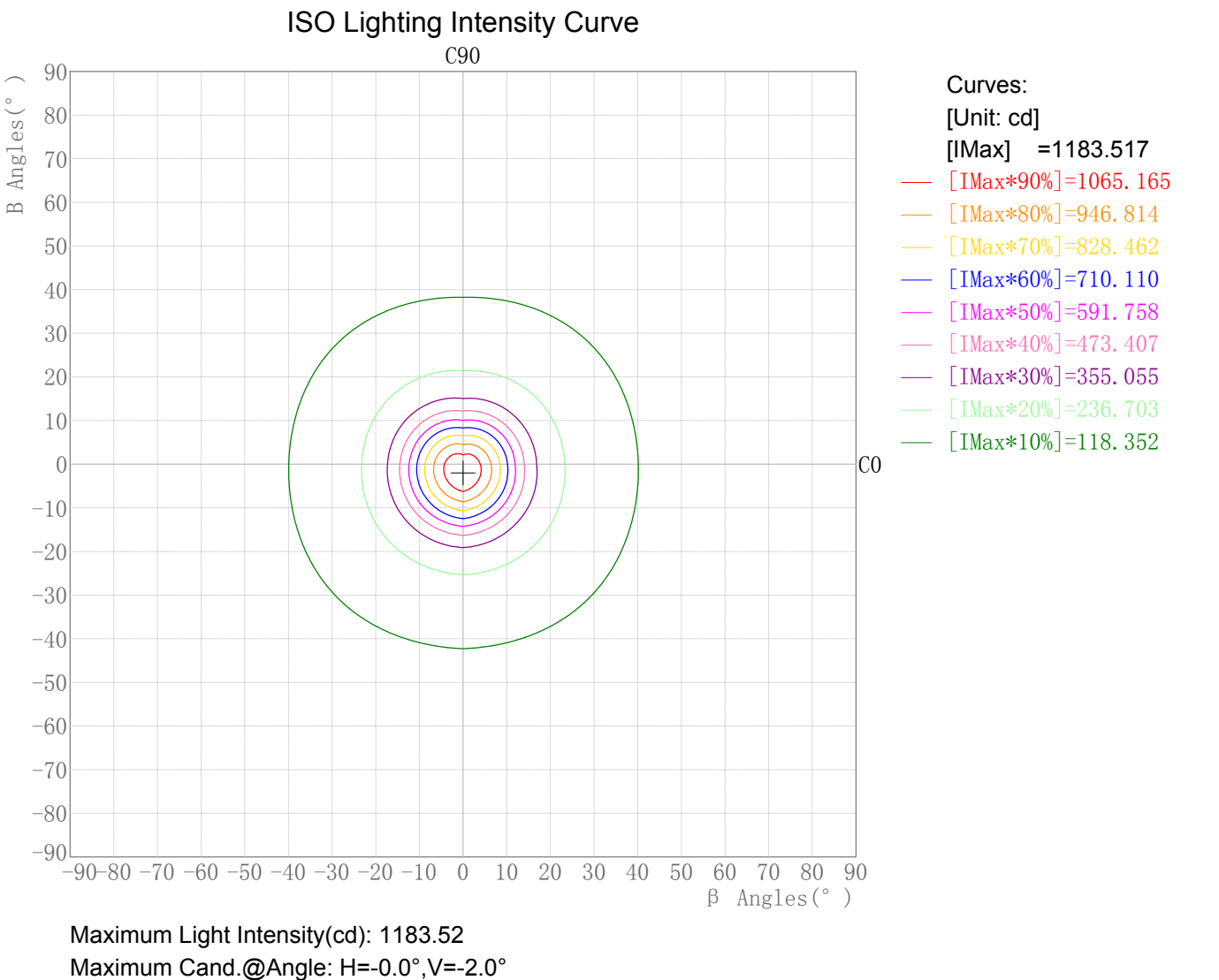
Zone(γ)	Zone Flux (lm)	Sums Flux (lm)	Zone%Lamp	Sums%Lamp	Zone(γ)	Zone Flux (lm)	Sums Flux (lm)	Zone%Lamp	Sums%Lamp
0.0-1.0	1.11	1.11	0.23	0.23	47.0-48.0	2.34	457.98	0.48	93.76
1.0-2.0	3.29	4.40	0.67	0.90	48.0-49.0	1.86	459.84	0.38	94.14
2.0-3.0	5.36	9.76	1.10	2.00	49.0-50.0	1.54	461.38	0.32	94.45
3.0-4.0	7.27	17.04	1.49	3.49	50.0-51.0	1.34	462.73	0.28	94.73
4.0-5.0	8.98	26.02	1.84	5.33	51.0-52.0	1.22	463.94	0.25	94.98
5.0-6.0	10.47	36.49	2.14	7.47	52.0-53.0	1.12	465.06	0.23	95.20
6.0-7.0	11.73	48.22	2.40	9.87	53.0-54.0	1.04	466.10	0.21	95.42
7.0-8.0	12.72	60.94	2.60	12.48	54.0-55.0	0.97	467.07	0.20	95.62
8.0-9.0	13.44	74.38	2.75	15.23	55.0-56.0	0.92	467.99	0.19	95.80
9.0-10.0	13.87	88.25	2.84	18.07	56.0-57.0	0.86	468.85	0.18	95.98
10.0-11.0	14.03	102.27	2.87	20.94	57.0-58.0	0.81	469.67	0.17	96.15
11.0-12.0	13.94	116.21	2.85	23.79	58.0-59.0	0.77	470.44	0.16	96.31
12.0-13.0	13.68	129.89	2.80	26.59	59.0-60.0	0.73	471.16	0.15	96.45
13.0-14.0	13.30	143.19	2.72	29.31	60.0-61.0	0.69	471.85	0.14	96.60
14.0-15.0	12.85	156.04	2.63	31.94	61.0-62.0	0.66	472.51	0.13	96.73
15.0-16.0	12.37	168.41	2.53	34.48	62.0-63.0	0.62	473.13	0.13	96.86
16.0-17.0	11.91	180.33	2.44	36.92	63.0-64.0	0.60	473.73	0.12	96.98
17.0-18.0	11.49	191.82	2.35	39.27	64.0-65.0	0.57	474.30	0.12	97.10
18.0-19.0	11.13	202.95	2.28	41.55	65.0-66.0	0.55	474.84	0.11	97.21
19.0-20.0	10.84	213.79	2.22	43.77	66.0-67.0	0.52	475.37	0.11	97.32
20.0-21.0	10.62	224.41	2.18	45.94	67.0-68.0	0.50	475.87	0.10	97.42
21.0-22.0	10.48	234.90	2.15	48.09	68.0-69.0	0.48	476.36	0.10	97.52
22.0-23.0	10.39	245.29	2.13	50.21	69.0-70.0	0.47	476.82	0.10	97.61
23.0-24.0	10.34	255.62	2.12	52.33	70.0-71.0	0.45	477.27	0.09	97.71
24.0-25.0	10.32	265.94	2.11	54.44	71.0-72.0	0.43	477.70	0.09	97.79
25.0-26.0	10.31	276.25	2.11	56.55	72.0-73.0	0.42	478.12	0.09	97.88
26.0-27.0	10.31	286.56	2.11	58.66	73.0-74.0	0.40	478.52	0.08	97.96
27.0-28.0	10.32	296.88	2.11	60.78	74.0-75.0	0.39	478.91	0.08	98.04
28.0-29.0	10.33	307.21	2.11	62.89	75.0-76.0	0.38	479.28	0.08	98.12
29.0-30.0	10.34	317.54	2.12	65.01	76.0-77.0	0.37	479.65	0.07	98.19
30.0-31.0	10.34	327.89	2.12	67.12	77.0-78.0	0.36	480.00	0.07	98.26
31.0-32.0	10.35	338.23	2.12	69.24	78.0-79.0	0.35	480.35	0.07	98.34
32.0-33.0	10.34	348.58	2.12	71.36	79.0-80.0	0.33	480.68	0.07	98.40
33.0-34.0	10.33	358.90	2.11	73.47	80.0-81.0	0.32	481.00	0.07	98.47
34.0-35.0	10.29	369.20	2.11	75.58	81.0-82.0	0.30	481.30	0.06	98.53
35.0-36.0	10.21	379.40	2.09	77.67	82.0-83.0	0.28	481.58	0.06	98.59
36.0-37.0	10.03	389.44	2.05	79.72	83.0-84.0	0.25	481.83	0.05	98.64
37.0-38.0	9.73	399.17	1.99	81.72	84.0-85.0	0.23	482.06	0.05	98.69
38.0-39.0	9.29	408.45	1.90	83.62	85.0-86.0	0.20	482.26	0.04	98.73
39.0-40.0	8.71	417.16	1.78	85.40	86.0-87.0	0.17	482.44	0.04	98.76
40.0-41.0	8.01	425.17	1.64	87.04	87.0-88.0	0.15	482.58	0.03	98.79
41.0-42.0	7.23	432.40	1.48	88.52	88.0-89.0	0.12	482.71	0.03	98.82
42.0-43.0	6.39	438.79	1.31	89.83	89.0-90.0	0.11	482.82	0.02	98.84
43.0-44.0	5.50	444.29	1.13	90.95	90.0-91.0	0.10	482.92	0.02	98.86
44.0-45.0	4.61	448.90	0.94	91.90	91.0-92.0	0.09	483.01	0.02	98.88
45.0-46.0	3.75	452.66	0.77	92.67	92.0-93.0	0.08	483.09	0.02	98.90
46.0-47.0	2.98	455.64	0.61	93.28	93.0-94.0	0.08	483.17	0.02	98.91

Zonal Flux Tabulation - (Cont.)

Zone(γ)	Zone Flux (lm)	Sums Flux (lm)	Zone%Lamp	Sums%Lamp	Zone(γ)	Zone Flux (lm)	Sums Flux (lm)	Zone%Lamp	Sums%Lamp
94.0-95.0	0.07	483.24	0.02	98.93	141.0-142.0	0.09	485.74	0.02	99.44
95.0-96.0	0.07	483.31	0.01	98.94	142.0-143.0	0.10	485.83	0.02	99.46
96.0-97.0	0.06	483.38	0.01	98.96	143.0-144.0	0.10	485.93	0.02	99.48
97.0-98.0	0.06	483.44	0.01	98.97	144.0-145.0	0.10	486.03	0.02	99.50
98.0-99.0	0.06	483.50	0.01	98.98	145.0-146.0	0.10	486.13	0.02	99.52
99.0-100.0	0.05	483.55	0.01	98.99	146.0-147.0	0.10	486.24	0.02	99.54
100.0-101.0	0.05	483.60	0.01	99.00	147.0-148.0	0.10	486.34	0.02	99.56
101.0-102.0	0.05	483.65	0.01	99.01	148.0-149.0	0.10	486.44	0.02	99.58
102.0-103.0	0.05	483.70	0.01	99.02	149.0-150.0	0.10	486.55	0.02	99.60
103.0-104.0	0.04	483.74	0.01	99.03	150.0-151.0	0.10	486.65	0.02	99.63
104.0-105.0	0.04	483.78	0.01	99.04	151.0-152.0	0.10	486.76	0.02	99.65
105.0-106.0	0.04	483.82	0.01	99.05	152.0-153.0	0.10	486.86	0.02	99.67
106.0-107.0	0.04	483.86	0.01	99.05	153.0-154.0	0.10	486.96	0.02	99.69
107.0-108.0	0.04	483.90	0.01	99.06	154.0-155.0	0.10	487.06	0.02	99.71
108.0-109.0	0.04	483.94	0.01	99.07	155.0-156.0	0.10	487.16	0.02	99.73
109.0-110.0	0.04	483.97	0.01	99.08	156.0-157.0	0.10	487.25	0.02	99.75
110.0-111.0	0.04	484.01	0.01	99.08	157.0-158.0	0.09	487.35	0.02	99.77
111.0-112.0	0.04	484.04	0.01	99.09	158.0-159.0	0.09	487.44	0.02	99.79
112.0-113.0	0.04	484.08	0.01	99.10	159.0-160.0	0.09	487.53	0.02	99.80
113.0-114.0	0.04	484.12	0.01	99.11	160.0-161.0	0.09	487.61	0.02	99.82
114.0-115.0	0.04	484.15	0.01	99.11	161.0-162.0	0.08	487.70	0.02	99.84
115.0-116.0	0.04	484.19	0.01	99.12	162.0-163.0	0.08	487.78	0.02	99.86
116.0-117.0	0.04	484.23	0.01	99.13	163.0-164.0	0.08	487.85	0.02	99.87
117.0-118.0	0.04	484.26	0.01	99.14	164.0-165.0	0.07	487.93	0.01	99.89
118.0-119.0	0.04	484.30	0.01	99.14	165.0-166.0	0.07	487.99	0.01	99.90
119.0-120.0	0.04	484.34	0.01	99.15	166.0-167.0	0.06	488.06	0.01	99.91
120.0-121.0	0.04	484.38	0.01	99.16	167.0-168.0	0.06	488.12	0.01	99.93
121.0-122.0	0.04	484.42	0.01	99.17	168.0-169.0	0.06	488.18	0.01	99.94
122.0-123.0	0.04	484.46	0.01	99.18	169.0-170.0	0.05	488.23	0.01	99.95
123.0-124.0	0.04	484.51	0.01	99.19	170.0-171.0	0.05	488.27	0.01	99.96
124.0-125.0	0.05	484.55	0.01	99.20	171.0-172.0	0.04	488.32	0.01	99.97
125.0-126.0	0.05	484.60	0.01	99.21	172.0-173.0	0.04	488.35	0.01	99.97
126.0-127.0	0.05	484.65	0.01	99.22	173.0-174.0	0.03	488.39	0.01	99.98
127.0-128.0	0.05	484.71	0.01	99.23	174.0-175.0	0.03	488.42	0.01	99.99
128.0-129.0	0.05	484.76	0.01	99.24	175.0-176.0	0.02	488.44	0.00	99.99
129.0-130.0	0.06	484.82	0.01	99.25	176.0-177.0	0.02	488.46	0.00	100.00
130.0-131.0	0.06	484.88	0.01	99.26	177.0-178.0	0.01	488.47	0.00	100.00
131.0-132.0	0.06	484.94	0.01	99.28	178.0-179.0	0.01	488.48	0.00	100.00
132.0-133.0	0.07	485.01	0.01	99.29	179.0-180.0	0.00	488.48	0.00	100.00
133.0-134.0	0.07	485.07	0.01	99.30					
134.0-135.0	0.07	485.15	0.01	99.32					
135.0-136.0	0.08	485.22	0.02	99.33					
136.0-137.0	0.08	485.30	0.02	99.35					
137.0-138.0	0.08	485.38	0.02	99.37					
138.0-139.0	0.08	485.47	0.02	99.38					
139.0-140.0	0.09	485.55	0.02	99.40					
140.0-141.0	0.09	485.64	0.02	99.42					

Rectangle ISO Lighting Intensity Diagram

Lum. Name:MD10-06-XX-02 2700K RA90 25D	Lum. Catalog:	Test ID:01
Lamp Name:	Lamp Catalog: LED	Test Lab: Quality peatment
Manufacture: Shenzhen Norming Lighting Co., Ltd	Test Machine:GON-2000	Test Date: 2019/12/10



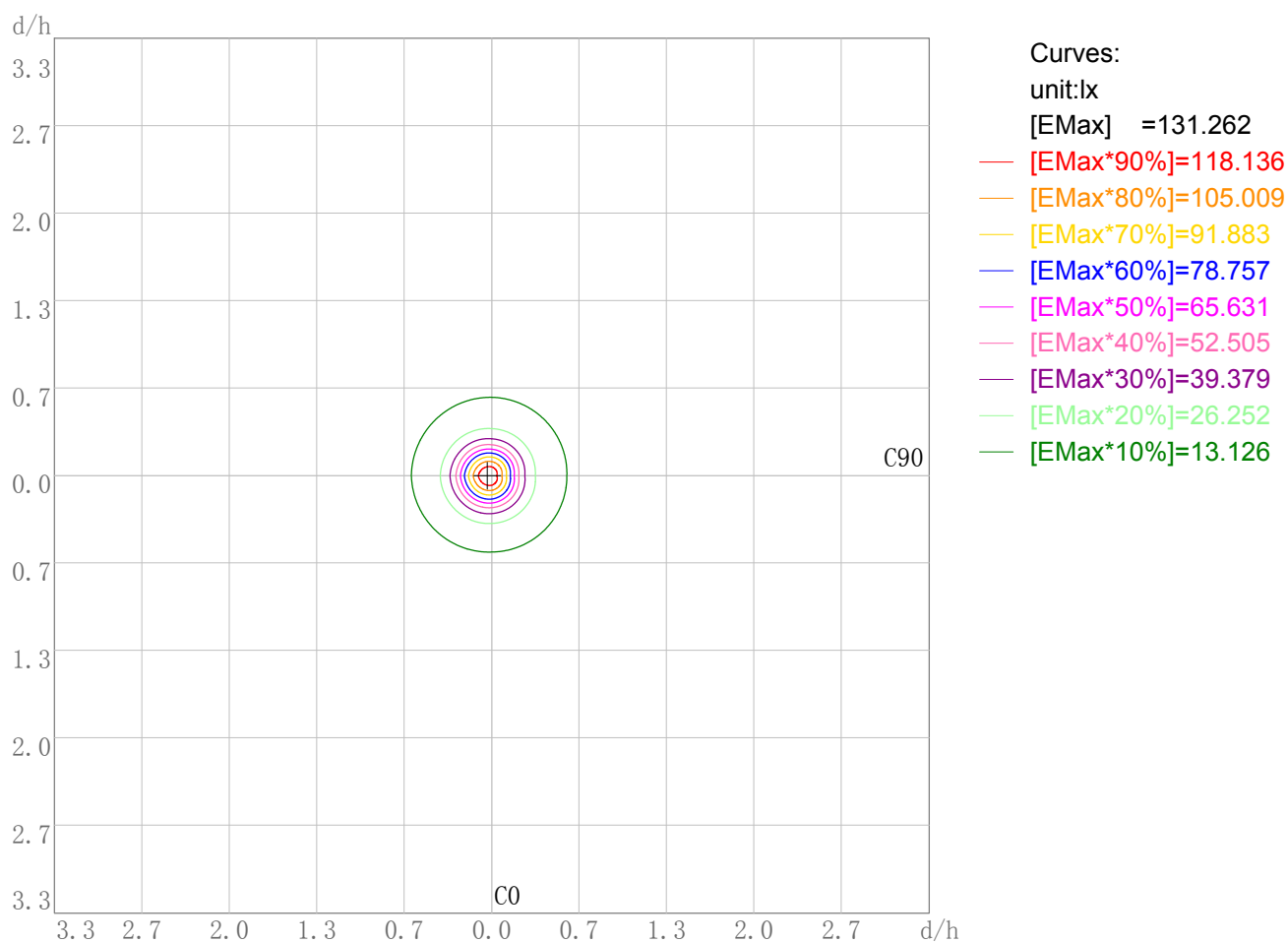
# IES Indoor Report

Photometric Filename:MD10-06-XX-02 2700K RA90 25D.IES

## Plane ISO-Illuminance Diagram

Lum. Name: MD10-06-XX-02 2700K RA90 25D	Lum. Catalog:	Test ID: 01
Lamp Name:	Lamp Catalog: LED	Test Lab: Quality peatment
Manufacture: Shenzhen Norming Lighting Co., Ltd	Test Machine:GON-2000	Test Date: 2019/12/10

## Plane ISO-Illuminance Curve



Working Plane Luminaire Mounting Height(m): 3.00

Working Plane Maximum Illuminance(lx): 131.26

Working Plane Maximum Illuminance Position(d/h):H-0.0 V-0.0

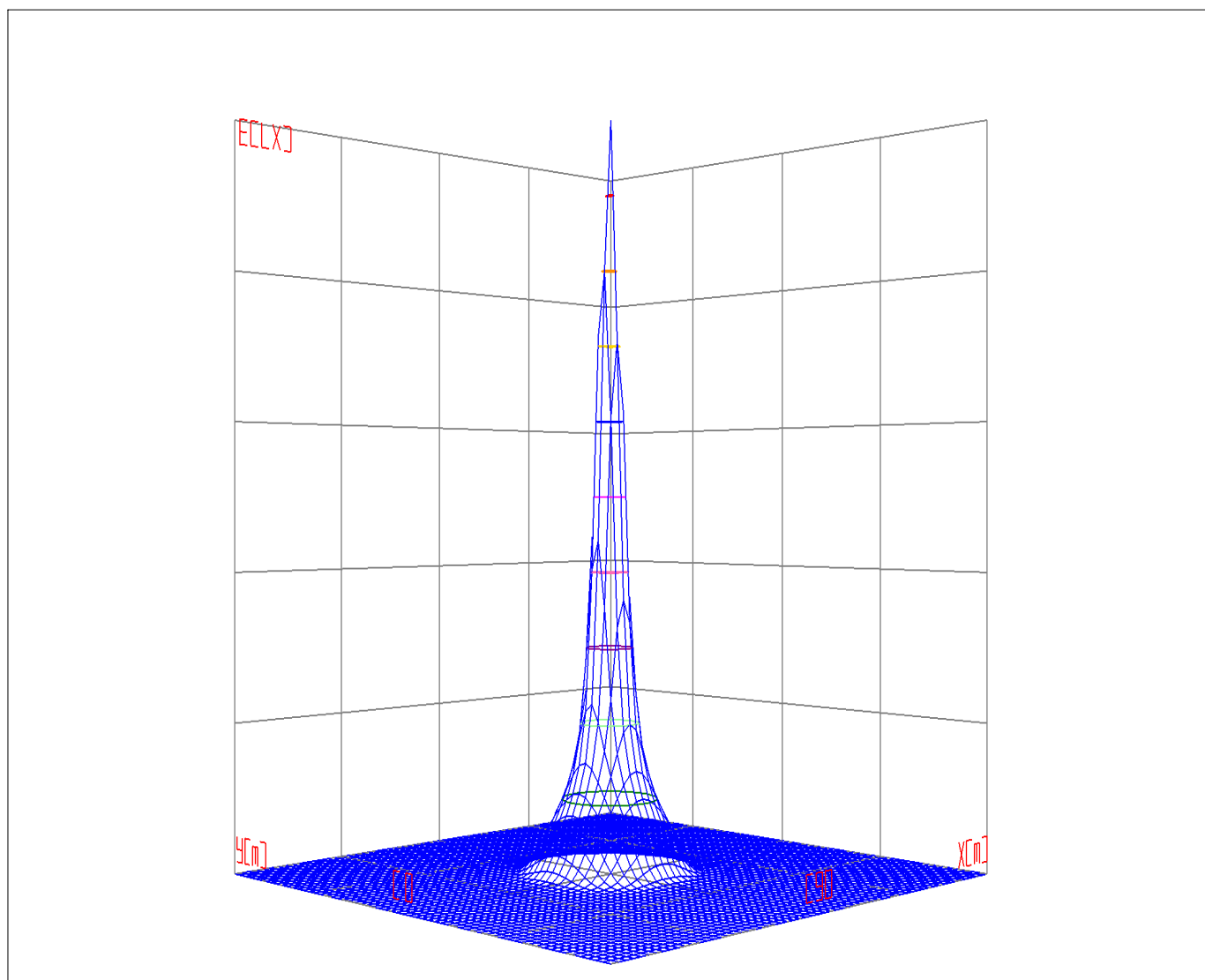
# IES Indoor Report

Photometric Filename:MD10-06-XX-02 2700K RA90 25D.IES

## 3D Plane ISO Illuminance Diagram

Lum. Name: MD10-06-XX-02 2700K RA90 25D	Lum. Catalog:	Test ID: 01
Lamp Name:	Lamp Catalog: LED	Test Lab: Quality peatment
Manufacture: Shenzhen Norming Lighting Co., Ltd	Test Machine:GON-2000	Test Date: 2019/12/10

## 3D Plane Illuminance Modal



Curves: 3D Model — 90% — 80% — 70% — 60% — 50% — 40% — 30% — 20% — 10% —  
View Angles(deg): 0 Height(m): 3.0 Distance(m): 10.0



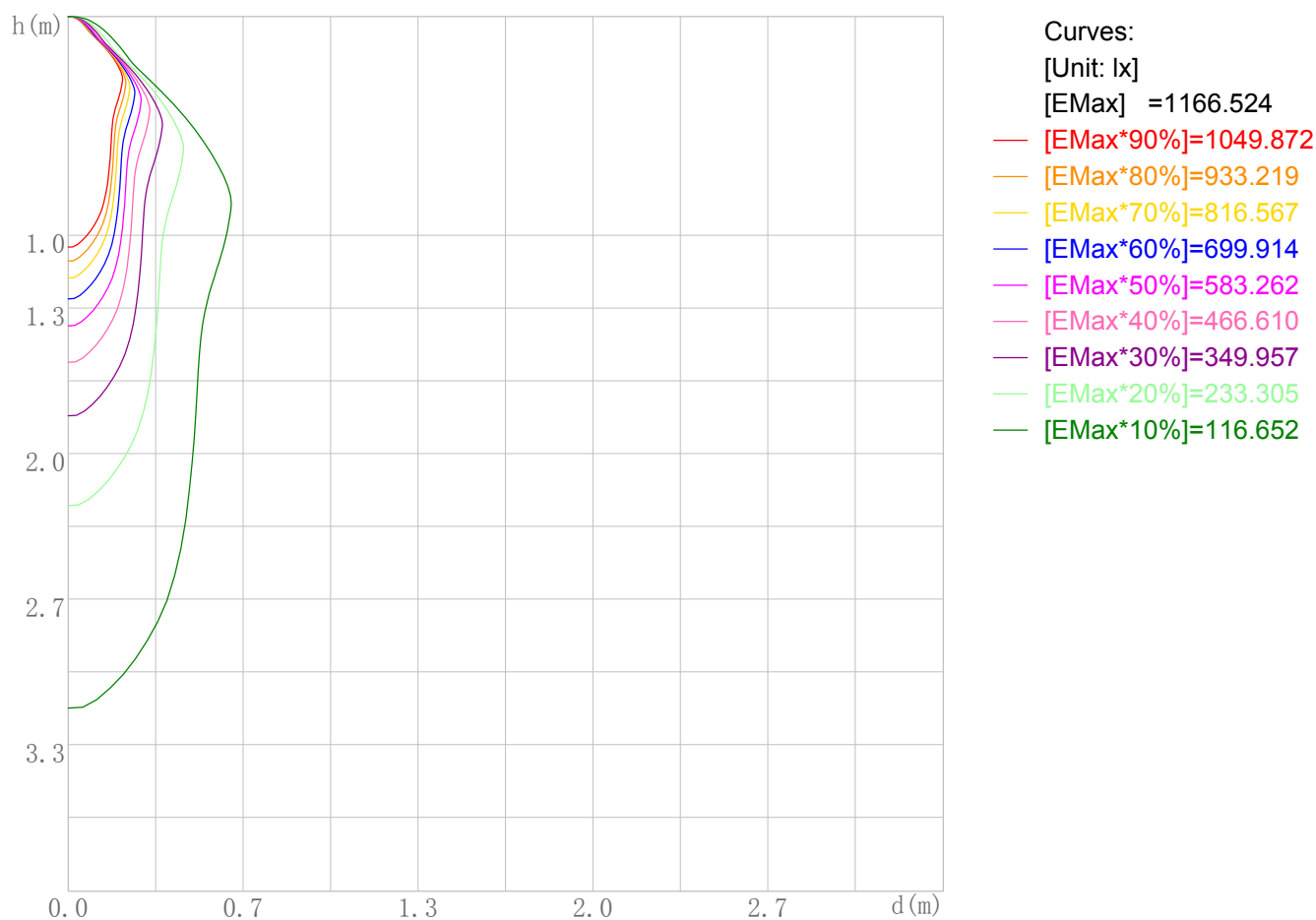
# IES Indoor Report

Photometric Filename:MD10-06-XX-02 2700K RA90 25D.IES

## Space ISO Illuminance Diagram

Lum. Name: MD10-06-XX-02 2700K RA90 25D	Lum. Catalog:	Test ID: 01
Lamp Name:	Lamp Catalog: LED	Test Lab: Quality peatment
Manufacture: Shenzhen Norming Lighting Co., Ltd	Test Machine:GON-2000	Test Date: 2019/12/10

## Space ISO Illuminance Curve



Space Plane Maximum Illuminance and @Angle:1166.52lx,0.0deg  
Plane Maximum Lighting Intensity and @Angle:1166.524cd,0deg

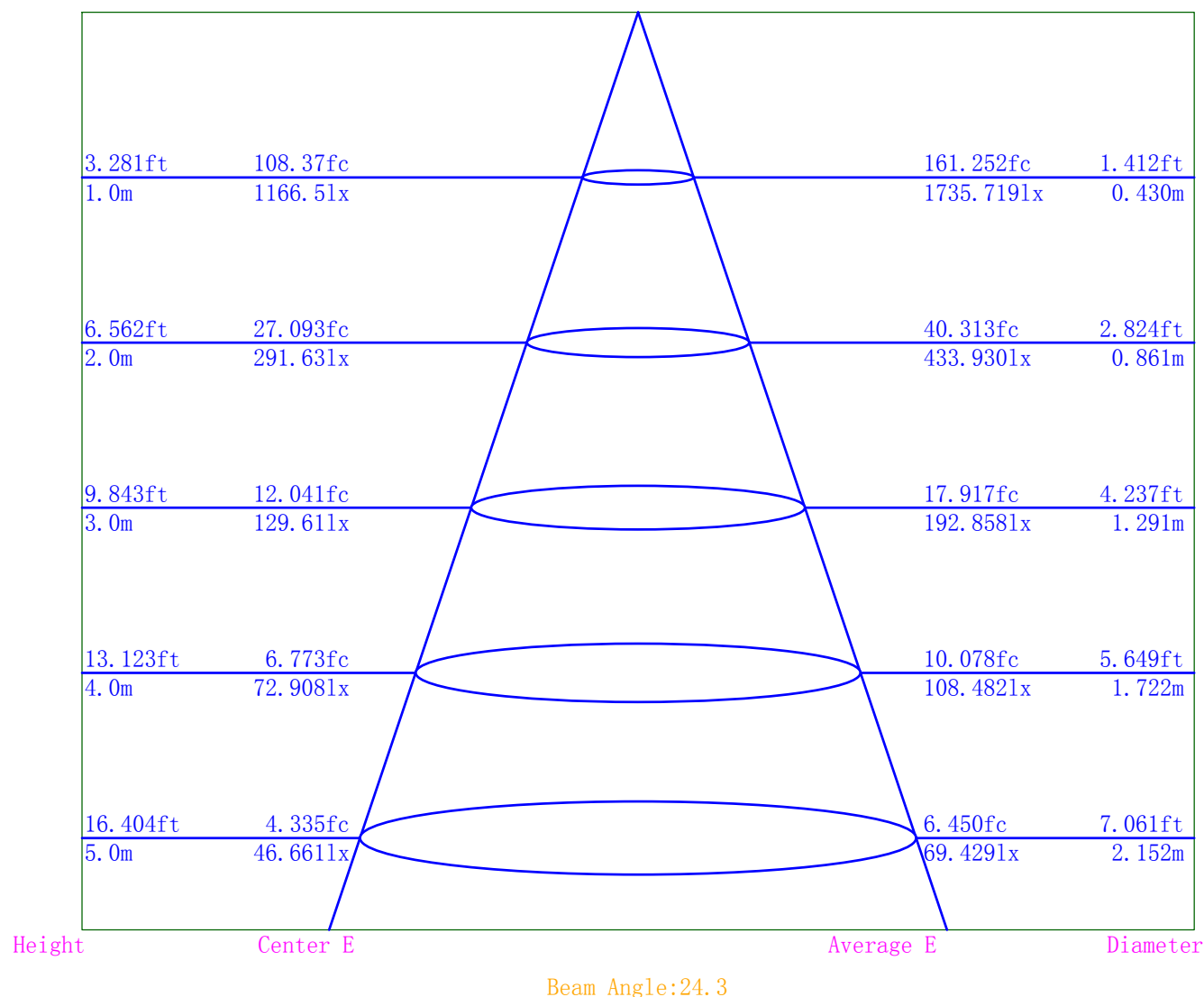
# IES Indoor Report

Photometric Filename:MD10-06-XX-02 2700K RA90 25D.IES

## Illuminance-Distance Diagram

Lum. Name: MD10-06-XX-02 2700K RA90 25D	Lum. Catalog:	Test ID: 01
Lamp Name:	Lamp Catalog: LED	Test Lab: Quality peatment
Manufacture: Shenzhen Norming Lighting Co., Ltd	Test Machine:GON-2000	Test Date: 2019/12/10

Illuminance-Distance Curve



# IES Indoor Report

Photometric Filename:MD10-06-XX-02 2700K RA90 25D.IES

## Indoor Luminance Limiting Curves

Lum. Name: MD10-06-XX-02 2700K RA90 25D	Lum. Catalog:	Test ID: 01
Lamp Name:	Lamp Catalog: LED	Test Lab: Quality peatment
Manufacture: Shenzhen Norming Lighting Co., Ltd	Test Machine:GON-2000	Test Date: 2019/12/10

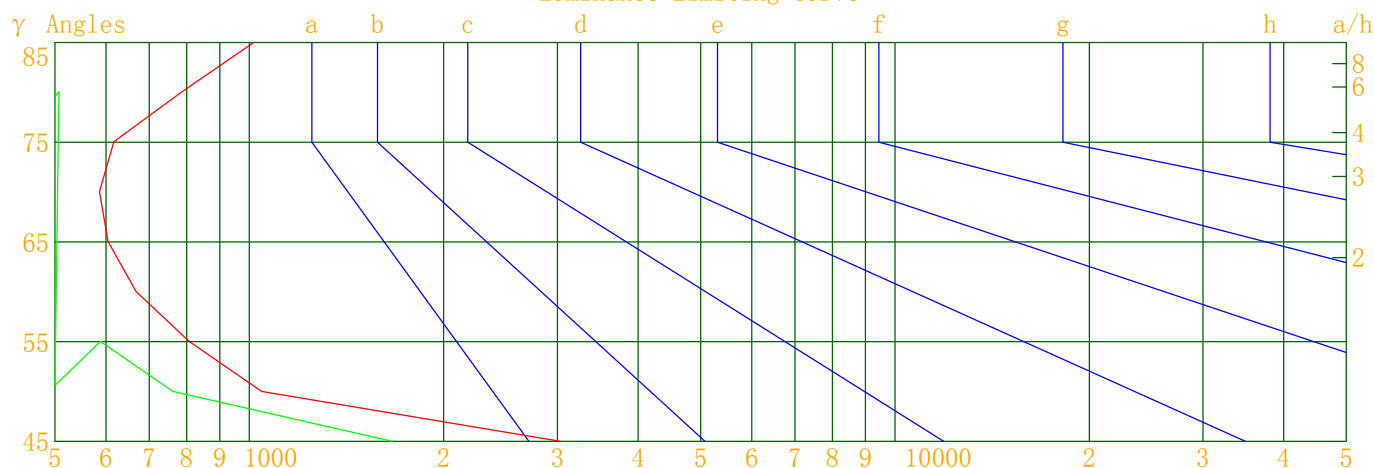
Glare Grade Table

GI	Quality	Using Illuminance							
1.15	A	2000	1000	500	<=300				
1.5	B		2000	1000	500	<=300			
1.85	C			2000	1000	500	<=300		
2.2	D				2000	1000	500	<=300	
2.55	E	a				2000	1000	500	<=300
			b	c	d	e	f	g	h

Luminance Table

Gama(deg)	45	50	55	60	65	70	75	80	85
C0	3034	1045	807	668	604	586	617	786	1016
C90	1666	761	588	489	442	416	442	507	438

Luminance Limiting Curve



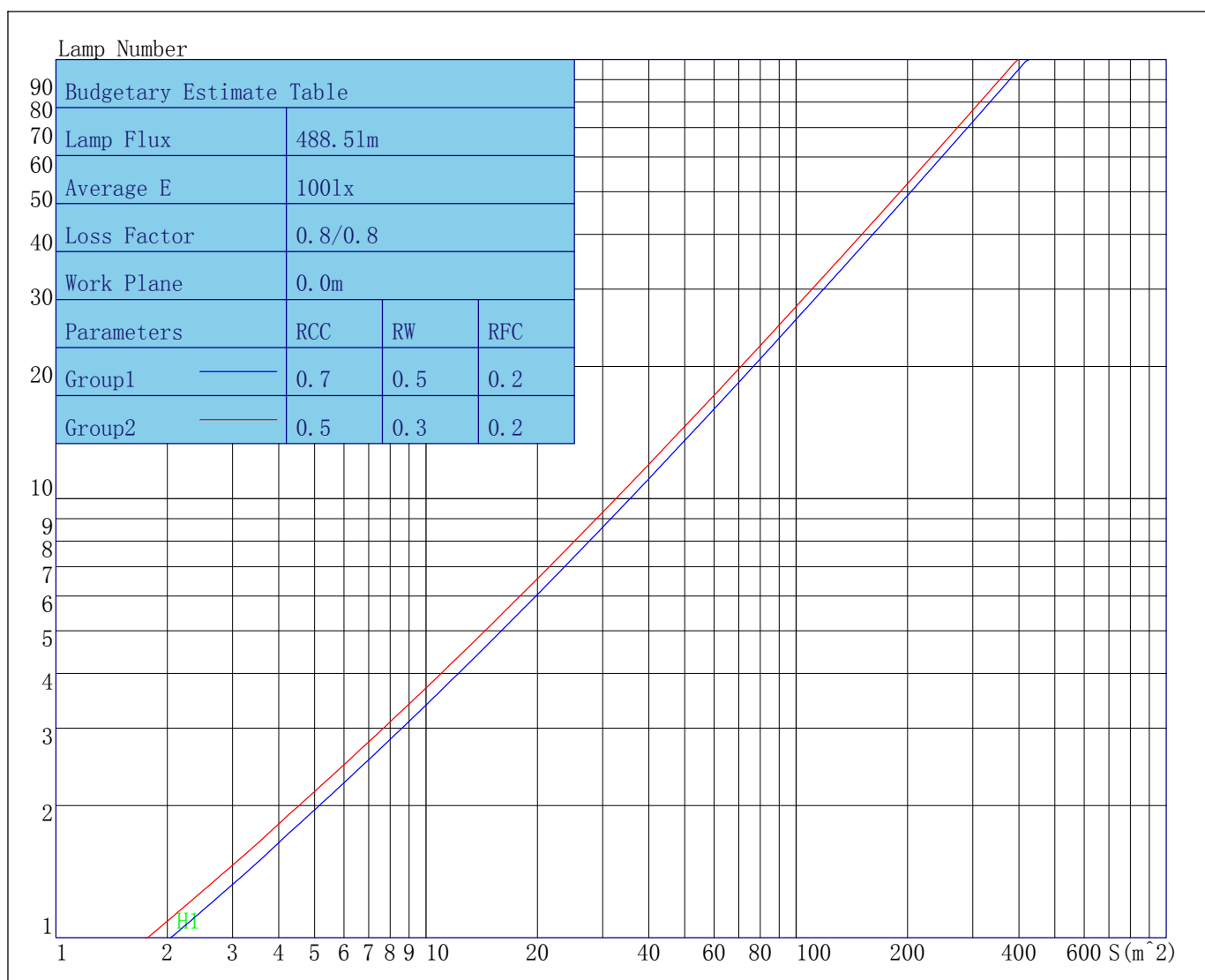
Luminous Size: Length(m)=0.050 Width(m)=0.050 Height(m)=0.450 Area(m^2)=0.025000  
 Luminous Type: Without Luminous Side  
 Luminous Curves: C0-C180 Color: — C90-C270 Color: —

# IES Indoor Report

Photometric Filename:MD10-06-XX-02 2700K RA90 25D.IES

## Indoor Budgetary Estimate Table

Lum. Name: MD10-06-XX-02 2700K RA90 25D	Lum. Catalog:	Test ID: 01
Lamp Name:	Lamp Catalog: LED	Test Lab: Quality peatment
Manufacture: Shenzhen Norming Lighting Co., Ltd	Test Machine:GON-2000	Test Date: 2019/12/10



Parameters1: Rhocc = 0.7 Rhow = 0.5 Rhofc = 0.2 LLF = 0.8  
Parameters2: Rhocc = 0.5 Rhow = 0.3 Rhofc = 0.2 LLF = 0.8  
Average Illuminance(lx): 100 Cavity Height: H1(m) = 2

Indoor Coefficient of Utilization Table

Table with 3 columns: Lum. Name, Lum. Catalog, Test ID; Lamp Name, Lamp Catalog, Test Lab; Manufacture, Test Machine, Test Date.

Table with 7 columns: Coef., Effective Floor Cavity Reflectance RFC=0.20, RhoCC (%), RhoW (%), RCR, Coefficient of Utilization(%), and numerical data rows for RCR values 0-10.

Unified Glare Rating Table

Table with 3 columns: Lum. Name, Lum. Catalog, Test ID; Lamp Name, Lamp Catalog, Test Lab; Manufacture, Test Machine, Test Date.

Unified Glare Rating Table

Table with 11 columns for room dimensions and UGR values. Includes sections for variations with observer position and reduced UGR table.

to the CIE Pub. 117, data has been corrected, refers to the lamp's lumens 8.2flm.

Candela Tabulation

V/H	C0.0	C90.0	C180.0	C270.0
γ 0.0	1166.52	1166.52	1166.52	1166.52
γ 1.0	1164.28	1113.04	1170.88	1172.64
γ 2.0	1140.21	1071.38	1151.07	1183.52
γ 3.0	1103.85	1025.45	1117.93	1175.96
γ 4.0	1063.38	974.20	1078.54	1152.98
γ 5.0	1016.89	918.51	1031.32	1117.18
γ 6.0	967.14	861.21	982.34	1076.64
γ 7.0	914.99	797.65	928.11	1030.05
γ 8.0	857.45	730.41	872.29	978.91
γ 9.0	791.96	660.73	812.11	927.05
γ 10.0	723.32	594.81	748.81	870.85
γ 11.0	653.62	534.77	679.64	808.87
γ 12.0	586.70	481.45	613.11	742.26
γ 13.0	526.22	434.10	552.76	673.47
γ 14.0	473.79	392.38	497.49	606.83
γ 15.0	426.10	356.14	447.34	544.41
γ 16.0	385.18	326.16	403.59	488.92
γ 17.0	350.13	301.49	365.30	439.61
γ 18.0	321.14	281.74	332.84	395.43
γ 19.0	297.27	265.31	306.31	358.46
γ 20.0	278.29	251.31	284.20	327.47
γ 21.0	263.03	240.41	266.31	302.22
γ 22.0	250.68	230.83	251.76	281.73
γ 23.0	239.64	222.15	239.18	265.05
γ 24.0	230.76	214.58	228.18	251.42
γ 25.0	223.13	207.53	219.01	240.06
γ 26.0	215.60	201.24	210.50	229.90
γ 27.0	209.18	195.30	203.02	221.34
γ 28.0	202.93	189.66	195.77	213.31
γ 29.0	197.01	184.58	189.67	205.99
γ 30.0	191.42	179.29	183.70	199.61
γ 31.0	185.84	174.55	178.60	193.46
γ 32.0	180.69	169.93	173.70	188.04
γ 33.0	175.54	165.35	168.58	182.66
γ 34.0	170.63	160.46	164.16	177.56
γ 35.0	165.96	154.13	159.66	172.79
γ 36.0	161.18	145.86	154.57	168.14
γ 37.0	154.16	134.77	148.25	163.65
γ 38.0	144.63	121.68	140.14	158.87
γ 39.0	133.13	107.42	129.53	152.75
γ 40.0	120.39	93.19	117.44	144.56
γ 41.0	106.84	79.06	104.33	134.24
γ 42.0	93.49	65.02	91.13	122.12
γ 43.0	80.27	51.51	77.55	108.58
γ 44.0	67.01	39.29	64.22	94.75
γ 45.0	53.63	29.45	51.15	80.52
γ 46.0	40.81	22.62	39.08	66.71

Candela Tabulation - (Cont.)

V/H	C0.0	C90.0	C180.0	C270.0
γ 47.0	29.95	18.55	29.01	52.99
γ 48.0	22.63	16.05	21.60	40.92
γ 49.0	18.66	13.86	16.76	31.05
γ 50.0	16.79	12.23	13.97	24.32
γ 51.0	15.51	11.30	12.69	20.22
γ 52.0	14.32	10.48	11.72	17.09
γ 53.0	13.33	9.74	10.86	14.99
γ 54.0	12.40	9.09	10.06	13.76
γ 55.0	11.57	8.43	9.31	12.68
γ 56.0	10.83	7.89	8.66	11.81
γ 57.0	10.09	7.36	7.98	10.97
γ 58.0	9.47	6.92	7.44	10.23
γ 59.0	8.87	6.48	6.93	9.50
γ 60.0	8.35	6.11	6.52	8.84
γ 61.0	7.88	5.78	6.09	8.28
γ 62.0	7.45	5.49	5.73	7.76
γ 63.0	7.05	5.20	5.40	7.27
γ 64.0	6.71	4.94	5.14	6.84
γ 65.0	6.38	4.67	4.91	6.47
γ 66.0	6.08	4.43	4.70	6.16
γ 67.0	5.80	4.18	4.50	5.87
γ 68.0	5.53	3.97	4.31	5.62
γ 69.0	5.26	3.75	4.15	5.40
γ 70.0	5.01	3.56	3.99	5.18
γ 71.0	4.78	3.38	3.85	4.98
γ 72.0	4.55	3.20	3.70	4.80
γ 73.0	4.33	3.05	3.55	4.61
γ 74.0	4.14	2.94	3.40	4.43
γ 75.0	3.99	2.86	3.26	4.25
γ 76.0	3.89	2.82	3.13	4.09
γ 77.0	3.84	2.70	3.03	3.93
γ 78.0	3.72	2.58	2.96	3.81
γ 79.0	3.61	2.43	2.89	3.73
γ 80.0	3.41	2.20	2.82	3.66
γ 81.0	3.25	1.98	2.64	3.57
γ 82.0	3.00	1.70	2.50	3.50
γ 83.0	2.72	1.48	2.28	3.30
γ 84.0	2.47	1.26	2.05	3.13
γ 85.0	2.21	0.95	1.81	2.89
γ 86.0	1.95	0.76	1.55	2.62
γ 87.0	1.63	0.58	1.21	2.37
γ 88.0	1.38	0.53	0.99	2.07
γ 89.0	1.20	0.48	0.71	1.76
γ 90.0	1.15	0.44	0.65	1.55
γ 91.0	1.08	0.40	0.60	1.29
γ 92.0	1.03	0.37	0.55	1.21
γ 93.0	0.98	0.34	0.50	1.15



Candela Tabulation - (Cont.)

V/H	C0.0	C90.0	C180.0	C270.0
γ 94.0	0.94	0.30	0.47	1.09
γ 95.0	0.88	0.27	0.42	1.03
γ 96.0	0.84	0.25	0.39	0.97
γ 97.0	0.80	0.22	0.36	0.93
γ 98.0	0.76	0.21	0.33	0.87
γ 99.0	0.73	0.19	0.31	0.83
γ 100.0	0.70	0.18	0.28	0.80
γ 101.0	0.67	0.16	0.26	0.76
γ 102.0	0.64	0.16	0.25	0.71
γ 103.0	0.62	0.14	0.23	0.68
γ 104.0	0.60	0.13	0.22	0.66
γ 105.0	0.58	0.13	0.21	0.63
γ 106.0	0.57	0.13	0.21	0.61
γ 107.0	0.55	0.12	0.20	0.59
γ 108.0	0.54	0.13	0.20	0.57
γ 109.0	0.53	0.13	0.20	0.56
γ 110.0	0.52	0.13	0.21	0.55
γ 111.0	0.51	0.13	0.21	0.55
γ 112.0	0.51	0.14	0.23	0.55
γ 113.0	0.50	0.14	0.23	0.54
γ 114.0	0.50	0.15	0.25	0.55
γ 115.0	0.50	0.16	0.26	0.54
γ 116.0	0.49	0.17	0.28	0.54
γ 117.0	0.49	0.19	0.29	0.55
γ 118.0	0.49	0.19	0.31	0.55
γ 119.0	0.51	0.22	0.33	0.56
γ 120.0	0.50	0.23	0.36	0.58
γ 121.0	0.51	0.25	0.37	0.59
γ 122.0	0.53	0.27	0.40	0.61
γ 123.0	0.55	0.30	0.42	0.63
γ 124.0	0.57	0.33	0.46	0.63
γ 125.0	0.58	0.37	0.49	0.65
γ 126.0	0.61	0.40	0.53	0.68
γ 127.0	0.64	0.44	0.56	0.69
γ 128.0	0.67	0.48	0.60	0.73
γ 129.0	0.70	0.52	0.64	0.76
γ 130.0	0.73	0.57	0.68	0.79
γ 131.0	0.78	0.62	0.73	0.83
γ 132.0	0.82	0.68	0.78	0.87
γ 133.0	0.87	0.74	0.84	0.91
γ 134.0	0.92	0.80	0.89	0.96
γ 135.0	0.98	0.86	0.95	1.00
γ 136.0	1.03	0.93	1.01	1.05
γ 137.0	1.09	1.00	1.09	1.10
γ 138.0	1.15	1.06	1.15	1.17
γ 139.0	1.21	1.14	1.22	1.23
γ 140.0	1.27	1.20	1.30	1.29

# IES Indoor Report

Photometric Filename:MD10-06-XX-02 2700K RA90 25D.IES

---

## Candela Tabulation - (Cont.)

V/H	C0.0	C90.0	C180.0	C270.0
γ 141.0	1.35	1.28	1.37	1.36
γ 142.0	1.41	1.34	1.45	1.42
γ 143.0	1.48	1.42	1.51	1.49
γ 144.0	1.54	1.48	1.58	1.55
γ 145.0	1.61	1.54	1.65	1.62
γ 146.0	1.66	1.60	1.71	1.68
γ 147.0	1.74	1.66	1.77	1.74
γ 148.0	1.78	1.72	1.83	1.80
γ 149.0	1.84	1.77	1.88	1.86
γ 150.0	1.90	1.82	1.95	1.92
γ 151.0	1.96	1.88	1.99	1.97
γ 152.0	2.00	1.93	2.05	2.02
γ 153.0	2.06	1.96	2.09	2.06
γ 154.0	2.11	2.02	2.14	2.11
γ 155.0	2.15	2.06	2.18	2.15
γ 156.0	2.20	2.10	2.22	2.19
γ 157.0	2.24	2.13	2.26	2.22
γ 158.0	2.29	2.18	2.30	2.27
γ 159.0	2.33	2.22	2.34	2.30
γ 160.0	2.36	2.25	2.38	2.33
γ 161.0	2.41	2.28	2.41	2.37
γ 162.0	2.43	2.33	2.45	2.40
γ 163.0	2.48	2.37	2.48	2.42
γ 164.0	2.51	2.40	2.51	2.46
γ 165.0	2.53	2.42	2.54	2.48
γ 166.0	2.56	2.44	2.56	2.51
γ 167.0	2.59	2.47	2.60	2.54
γ 168.0	2.60	2.50	2.61	2.55
γ 169.0	2.63	2.50	2.62	2.58
γ 170.0	2.65	2.53	2.64	2.59
γ 171.0	2.66	2.54	2.66	2.61
γ 172.0	2.68	2.55	2.67	2.62
γ 173.0	2.69	2.56	2.67	2.63
γ 174.0	2.70	2.58	2.69	2.63
γ 175.0	2.71	2.58	2.69	2.65
γ 176.0	2.72	2.60	2.71	2.66
γ 177.0	2.73	2.60	2.71	2.66
γ 178.0	2.74	2.60	2.72	2.67
γ 179.0	2.73	2.60	2.73	2.69
γ 180.0	2.70	2.70	2.70	2.70